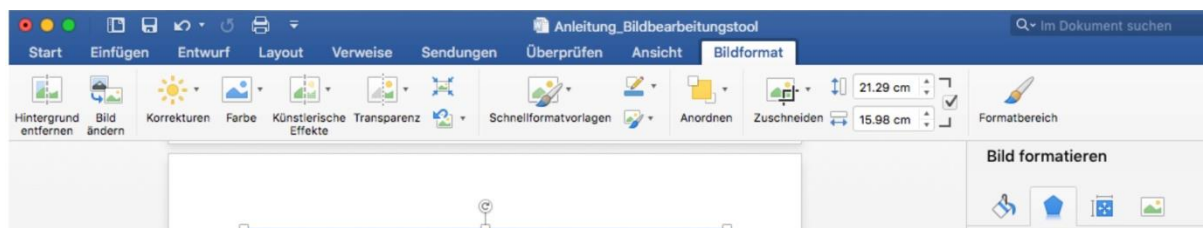


Inviamaint

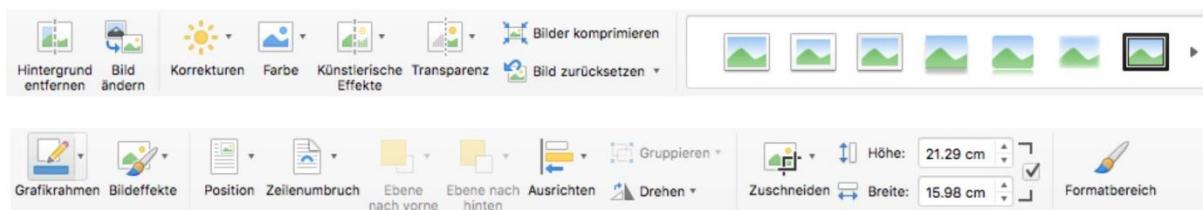
# Elavuraziun da purtrets Mac

Tools per l'elavuraziun da purtrets in Microsoft Word u PowerPoint (per Mac Office 2016)

1. Avrir Word.
2. Treir ün purtret aint illa documainta aviarta.
3. Cun ün clic dobel sül purtret vain aviarta la nouva charta da register «Bildformat».



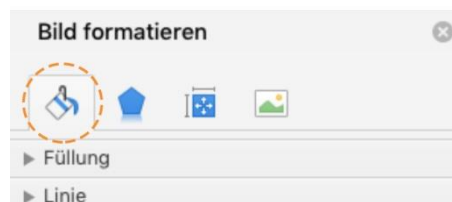
A do differentas üsaglias chi paun gnir druedas per l'elavuraziun. Sülla glista dals menüs directamaing suot las chartas da register do que cumands per l'elavuraziun.

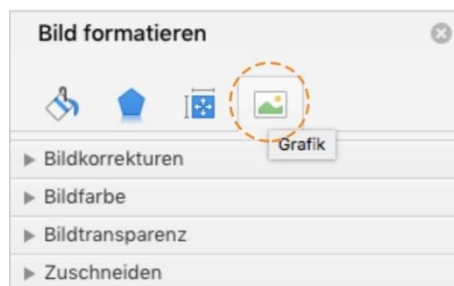
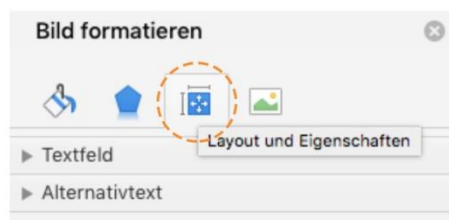


Medemmamaing cumperan da la vart dretta tools per l'elavuraziun dal purtret.

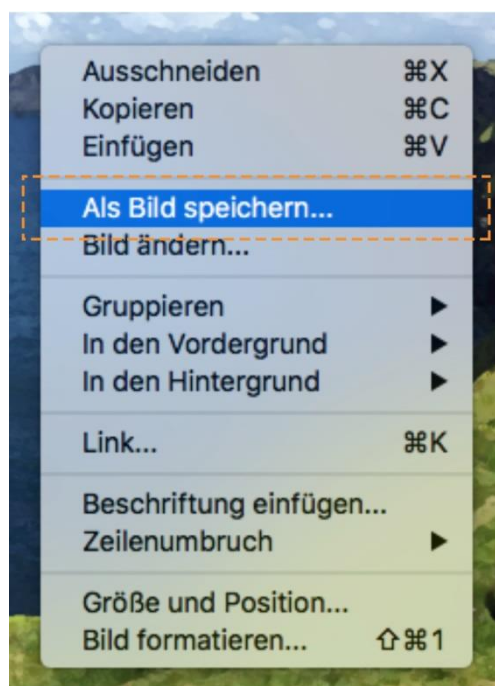
Cun clicker süls quatter simbols survart as müda la tscherna dad üsaglias.

Cun clicker süls plets s'evra mincha vouta ün menü. Cò po il purtret gnir elavuro inavaunt.





Il purtret altero po cun agüd da la dretta tasta da la mür eir darcho esser arcuno.



Ils purtrets paun gnir elavuros cul listess möd in PowerPoint.