


Meis film didactic

Co as faja ün film didactic?

1. Sviluppar ün'idea

Ponderescha il prüm che cha tü voust declerar.
Nota il tema e duos fin trais cuntgnüts essenzials.



2. Scriver ün scenari

Parta ti'istorgia in parts radschunaivlas (scenas).


Scriva i'l scenari tuot quai chi vain muossà, discurrü, giovà e scrit i'l film didactic.



3. Preparar la registraziun dal film

Tü dovrast ün apparat chi registrescha il purtret ed il tun (tablet, smartphone o camera).

In teis studio da registraziun hast ün stativ (quia üna sopcha) ed üna tribüna (quia üna maisa).



4. Preparar la registraziun dal film


Prepara tia registraziun: Disegna per exaimpel tias figüras e tillas taglia oura o prepara ils ogets cha tü dovrast (requisits).

Exercitescha bain l'andamaint da teis film.



5. Filmar

Filmescha!



6. Montar ils purtrets

Elavura teis film cun ün program da montar purtrets.

7. Preschantar

Muossa teis film fini a tia classa
e/o a chasa.

Funtana da las illustraziuns

Tuot las illustraziuns: Guido Knaus.